



NEW HOLLAND TD5000

TD5010 | TD5020 | TD5030 | TD5040 | TD5050



TRADITIONAL SIMPLICITY. MODERN EFFICIENCY

Powered by modern, fuel efficient four-cylinder engines, TD5000 tractors match proven design with the latest in engineering excellence. Offered in both cab and flat platform ROPS designs, the five model TD5000 range spans 60 to 95hp(CV).

PRODUCTIVITY

Demand high levels of productivity? TD5000 tractors can offer torque reserves as high as 50%, rear lift capacities of up to 3565kg and hydraulic flow of 61 Lpm.

DEPENDABILITY

TD5000 tractors match rugged 12x4 Synchro Command, 12x12 Synchro Shuttle or 20x12 Synchro Shuttle (220m/hr) super creep transmissions to proven NEF four-cylinder Tier III engines.



A blue tractor with a red trailer is parked in a grassy field. In the background, there is a stone building with a small tower on the roof. The sky is clear and blue.

\$ LOWER OWNERSHIP COST

With fuel consumptions as low as 215g/kWh, TD5000 tractors match everyday economy to lower ownership costs; engine service intervals are as low as 600 hours.

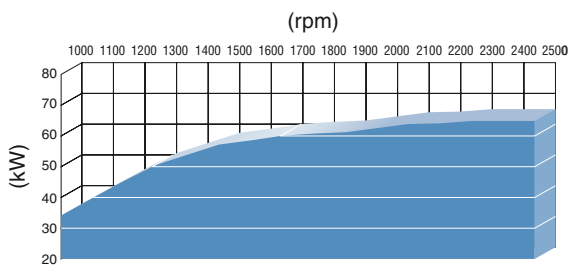
COMFORT

Specify a ROPS or cab TD5000 and be assured of excellent operator comfort. Low levels of noise and vibration are matched to a flat floor, brilliant ergonomics and a choice of high specification seat.

MODERN ENGINES, PROVEN CONTROL

TD5000 tractors are powered by New Holland F5C & NEF engines with the perfect balance between modern thinking and proven design. The latest advances of turbo charged and intercooled efficiency is matched to the simplicity of two-valve technology and mechanical fuel injection. Both the TD5040 and TD5050 are powered by the same NEF engine family as used in the outstanding T6000 tractor series.

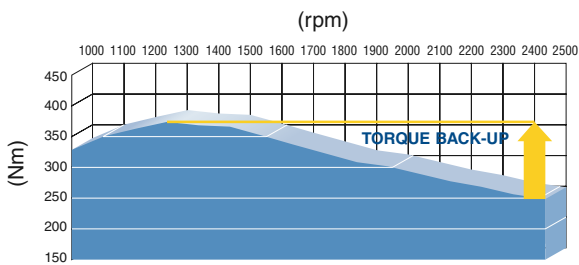




TD5050 Power curve

SMOOTH FOUR-CYLINDER POWER

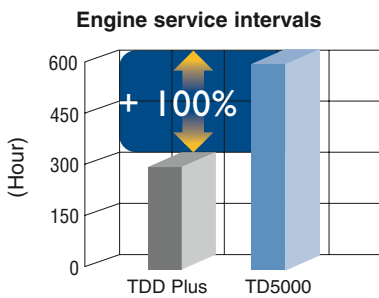
Developed to operate with minimum vibration, the four-cylinder power units of all TD5000 models have the advantage of delivering smooth power at all operating speeds. Combined with low noise, the advanced engines have a low 2500rpm rated speed to further reduce noise and vibration.



TD5050 Torque curve

LOW SPEED, HIGH TORQUE

The latest generation New Holland engines powering TD5000 tractors develop maximum torque at a low 1300rpm. Torque reserves are as high as 50% for the TD5040. In demanding applications, TD5000 tractors have the reserves to maintain high levels of productivity.



REDUCING EXPENSIVE MAINTENANCE

Following extensive testing, all TD5000 tractors offer industry leading engine service intervals of 600hr, 100% more than previous generation TDD Plus tractors. This represents a significant reduction in servicing costs and downtime.



PROVEN TECHNOLOGY. MODERN THINKING



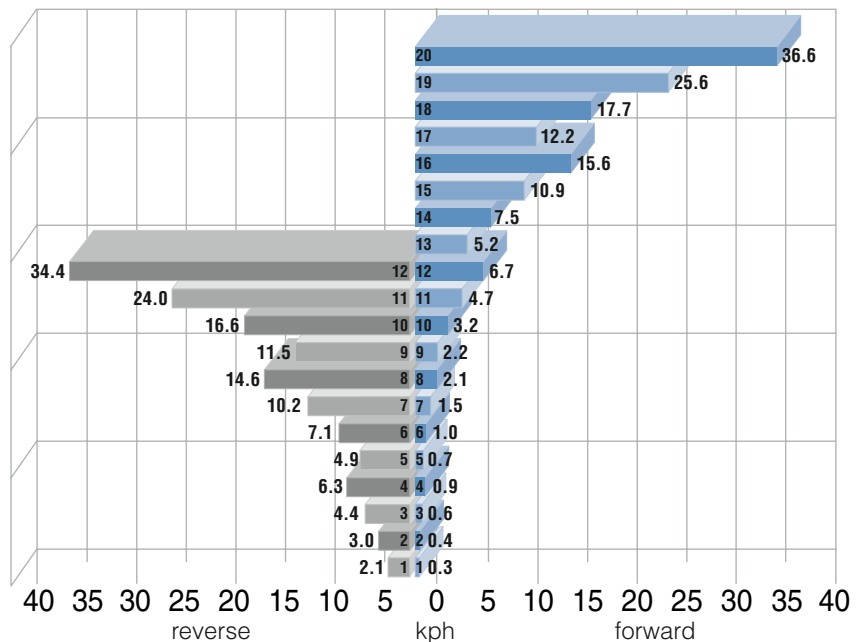
Developed around proven transmission, hydraulic and axle modules, TD5000 tractors offer proven dependability. Matched to modern manufacturing, all components benefit from exacting quality control at each production stage. This ensures every part of a TD5000 tractor has to pass stringent tests before it is built into the tractor.

HIGH TRANSPORT SPEED OPTION

All 4WD models are offered with a 40kph transmission with automatic 4WD selection providing braking to all wheels when both brake pedals are applied.



20x12 Synchro Shuttle™ transmission (18.4/R34 rear tyres)



SMOOTH DIRECTION CHANGE

The Synchro Shuttle™ system makes direction changes fast and easy. There is no need to swap ratio when changing direction. The operator just uses the dedicated shuttle lever and clutch. The result? A quick speed matched change in direction.

BRILLIANT ERGONOMICS AND COMFORT

New Holland has long recognised the importance of operator comfort, a point that is clear when you inspect the interior of the newly refreshed TD5000 cab. Offering a flat floor, with suspended pedals to optimise space, the cab can now be specified with an air suspension seat. Day-long comfort comes as standard.



CONTROLS THAT ARE LIGHT AND EASY TO USE

All the main controls are positioned so they are easy to operate. All key transmission and hydraulic levers are grouped so the operator can operate them without having to stretch.





ILLUMINATING SHORT DAYS

Work lights are mounted in the cab roof. Designed so they can be adjusted to suit the application, the lights improve visibility in dark conditions.

EASY TO LOOK AFTER

New Holland has designed all its tractors to make service access and routine maintenance easier. The one-piece engine hood lifts completely clear to give full access to all major service items. Less time is needed for daily checks.




HYDRAULICS TO MATCH MODERN DEMANDS

All TD5000 models have separate power steering and hydraulic pumps. This ensures full hydraulic power is always available. For demanding applications, a 61Lpm high capacity MegaFlow™ pump can be specified. Up to four rear remotes can be specified, two of which have flow control.



EASY HYDRAULIC CONTROL

Unique to New Holland, Lift-O-Matic™ rear linkage control allows implements to be raised and lowered to pre-set positions using a single control. Quick-attach link arms make the fitting and removal of attachments fast and easy.



DIRECT AND EFFICIENT

TD5000 tractors have a direct drive PTO system. This reduces power losses and the number of wearing parts within the transmission. Operated by a simple hand lever, the PTO clutch allows the operator to feed power to a driven implement gradually. This reduces wear and tear. PTO speeds available include ground speed, 540/540E or 540/1000rpm.

PERFORMANCE TO MATCH MODERN DEMANDS



PUSH BUTTON TRACTION CONTROL

Electro-hydraulic controls manage both 4WD and rear differential lock engagement. This makes it easy for the operator to maximise traction in adverse conditions. When making a turn, the operator can quickly release the rear differential. Switch between maximum traction and brilliant manoeuvrability at the touch of a button.

IN-BUILT STRENGTH

TD 5030, TD5040 and TD5050 models are fitted with high strength Class II front axles. Extremely robust and optimised for use with front loaders, these rugged axles are built for hard work.

NEW HOLLAND. A NAME YOU CAN TRUST

With worldwide support and an established dealer network, New Holland tractors have excellent after sales support. Strong residuals protect the value of your investment. New Holland quality is lasting quality.



MORE CHOICE THAN JUST LIFT AND CAPACITY

New Holland FL loaders span lift capacities from 2050kg to 2532kg and lift heights up to 3755mm. The loaders may be specified with a choice of manual levelling, mechanical self-levelling or hydraulic self-levelling. The latter offer enhanced features that include adjustable lowering speed, fast tip to boost bucket discharge and a switch to remove the self-levelling feature. All loader options are subject to tractor model specification.

Model	90FL	100FL
TD5010	●	—
TD5020	●	—
TD5030	●	●
TD5040	●	●
TD5050	●	●



EASY GUIDE 250

Tractor guidance comes in a wide range of packages, but as an entry level system EZ-Guide 250 has to be one of the best. Taking position from GPS satellites, the system can be used to help steer a path parallel to one stored in the memory, or the path most recently driven. The screen can show the area covered, and any overlaps or misses. Ideal for use when spraying or top dressing. At the end of the day, comprehensive task reports and coverage maps can be transferred to a desk top computer.

HIGH CLEARANCE: DESIGNED AND BUILT BY NEW HOLLAND

For specialist applications, to include vegetable, fruit, row crop and nursery work, New Holland offers the equal wheel size TD5050 High Clearance. Offered with a 20x12 Synchro Shuttle™ creep speed (200m/h) transmission, this High Clearance model offers ground clearance of 635mm but is based around a standard TD5000 model. This allows you to specify the tractor to meet your specific demands.



MODELS	TD5010	TD5020	TD5030	TD5040	TD5050
New Holland Engine	F5C	F5C	F5C	NEF	NEF
No. of cylinders / Capacity / Valves / Emissions level	4 / 3200 / 2 / Tier III	4 / 3200 / 2 / Tier III	4 / 3200 / 2 / Tier III	4 / 4500 / 2 / Tier III	4 / 4500 / 2 / Tier III
Aspiration	Turbocharged	Turbocharged	Turbocharged	Turbocharged	Turbocharged
Intercooler	●	●	●	●	●
Approved Biodiesel blend	B100*	B100*	B100*	B100*	B100*
Rated engine power ISO TR14396 - ECE R120 [kW/hp(CV)]	44/60	53/72	60/82	65/88	70/95
Rated engine speed (rpm)	2500	2500	2500	2500	2500
Max. torque ISO TR14396 (Nm)	217@1250	280@1250	328@1250	375@1300	390@1300
Torque reserve (%)	29	37	41	50	44
Cooling method	Liquid	Liquid	Liquid	Liquid	Liquid
Air filter system with dust ejector	●	●	●	●	●
Optimum fuel consumption (g/kWh)	220	218	215	219	219
Fuel tank capacity (L)	90	90	90	90	90
Additional fuel tank capacity (L)	-	-	28	28	28
Service interval (hrs)	600	600	600	600	600
Transmission					
12 x 4 Synchro Command™ transmission (30kph)	●	●	●	-	-
Minimum speed (30kph)					
12 x 12 Synchro Shuttle™ transmission (30kph / 40kph)	○	○	○	●	●
Minimum speed (30kph/40kph) (km/h)	1.8 / 2.2	1.8 / 2.2	1.8 / 2.2	1.8 / 2.2	1.8 / 2.2
20 x 12 Synchro Shuttle™ transmission [Optional Creeper (30kph / 40kph)]	○	○	○	○	○
Minimum speed with creeper (30kph / 40kph) (km/h)	0.23 / 0.28	0.23 / 0.29	0.22 / 0.28	0.23 / 0.29	0.25 / 0.30
Electro Hydraulic Rear Diff. Lock engagement	○	○	○	○	○
Front Axle					
2WD front axles	○	○	○	○	○
4WD front axles	●	●	●	●	●
Axle class	I	I	II	II	II
Steering angle 2WD/4WD front axle (°)	55/50	55/50	55/50	55/50	55/50
Axle oscillation (°)	11	11	11	11	11
Turn radius 2WD/4WD (mm)	3800/4900	3800/4900	3900/5100	3900/5100	3900/5100
Electro Hydraulic 4WD engagement	○	○	○	○	○
Limited slip front diff. lock	●	●	●	●	●
Hydraulic system					
Standard pump flow (Lpm)	45	45	45	45	45
Optional MegaFlow™ pump flow (Lpm)	61	61	61	61	61
Mechanical draft control	●	●	●	●	●
Lower link draft sensing	●	●	●	●	●
Lift-O-Matic™ system	●	●	●	●	●
Continuous lift capacity through the range (610mm behind the ball bar ends) (kg)	2260	2260	2700	2700	2700
Max. lift capacity at ball ends with arms horizontal (kg)	3000	3000	3565	3565	3565
Max. No. rear remotes / No. rear remotes with flow control	4 / 2	4 / 2	4 / 2	4 / 2	4 / 2
PTO					
Mechanical PTO engagement	●	●	●	●	●
Ground speed	●	●	●	●	●
540	○	○	○	○	○
540 / 540E	●	●	●	●	●
540 / 1000	○	○	○	○	○
Operator environment					
Cab	●	●	●	●	●
Optional air conditioning	○	○	○	○	○
Max. noise level (dBA)	80	80	81	83	80
Comfort suspension seat	●	●	●	●	●
Air suspension seat	○	○	○	○	○
Lateral levers	●	●	●	●	●
Suspended platform (with ROPS)	○	○	○	○	○

MODELS

TD5010

TD5020

TD5030

TD5040

TD5050

Dimensions on Standard tyres						
A Wheelbase 2WD	(mm)	2265	2265	2281	2368	2388
A Wheelbase 4WD	(mm)	2225	2225	2225	2312	2332
B Overall length 4WD	(mm)	4126	4126	4126	4213	4233
C Height to top of ROPS	(mm)	2660	2685	2710	2735	2785
C Height to top of Cab	(mm)	2527	2552	2577	2602	2652
D Height at centre rear axle to top of cab	(mm)	1875	1875	1875	1875	1875
E Ground clearance	(mm)	371	371	421	421	425
F Front wheel track setting 2WD	(mm)	1418-1918	1418-1918	1405-1905	1405-1905	1405-1905
F Front wheel track setting 4WD	(mm)	1445-1875	1445-1875	1560-2000	1560-2000	1560-2000
F Rear wheel track setting	(mm)	1425-1925	1425-1925	1400-2000	1400-2000	1400-2000
Weights						
Weights** ROPS (2WD/4WD)	(kg)	2720/3170	2720/3170	2900/3350	3010/3500	3040/3540
Weights** Cab (2WD/4WD)	(kg)	3000/3440	3000/3440	3180/3620	3300/3730	3340/3780
Max. permissible weight	(kg)	5400	5400	5800	5900	6000
Standard tyres						
Front (2WD/4WD)		6.50-16/11.2R20	7.50-16/9.5R24	7.50-16/11.2R24	7.50-18/12.4-R24	7.50-20/12.4-R24
Rear		14.9/R28	14.9/R30	16.9/R30	18.4/R30	18.4/R34

*Conditions apply ** With driver (85kg) and full fuel tank ● Standard ○ Optional – Not available



MANAGED IN CLOSE PARTNERSHIP WITH NEW HOLLAND DEALERS AND NEW HOLLAND PARTS AND SERVICE TEAMS, NEW HOLLAND TOP SERVICE IS:



TOP AVAILABILITY.

We are always there for you: 24/7, all year round! Whatever information you need, whatever your problem or request, all you have to do is call the New Holland Top Service toll free number*.



TOP SPEED.

Express parts delivery: when you need it, where you need it!



TOP PRIORITY.

Fast-track solution during the season: because your harvest can't wait!



TOP SATISFACTION.

We drive and track the solution you need, keeping you informed: until you are 100% satisfied!



TOP SERVICE

00800 64 111 111

* Calls to the Top Service team are free from landlines in the United Kingdom and Republic of Ireland. UK-based mobile calls are also free, but Republic of Ireland mobile users should call 01 2421881 and this will be charged at your standard network rate.

For more details, ask your New Holland dealer!



YOUR SUCCESS - OUR SPECIALTY

AT YOUR OWN DEALER

Visit our web site for UK: www.newholland.com/uk
for ROI: www.newholland.com/ie

The data indicated in this folder are approximate. The models described here can be subjected to modifications without any notice by the manufacturer. The drawings and photos may refer to equipment that is either optional or intended for other countries. Please apply to our Sales Network for any further information. Published by New Holland Brand Communications. Bts Adv. - Printed in Italy - 11/08 - TP01 - (Turin) - 80025/INB

**ASK FOR A
TEST DRIVE!**